

EBRU

dance of paint drops falling into water




Today, many artists strive to find inventive new ways to produce paintings. Whether employing their fingers or tiny food, they creatively prove that the practice is so much more than bristled brushes and conventional canvases. While this may seem like a novel approach to the practice, Ebru painting—a form of art that utilizes water, dye, and an awl—has showcased this interest in experimentation for centuries.

What is Ebru painting?

Ebru painting is a distinctive genre of aqueous art used to produce mesmerizing works. Particularly popular in Turkey and Central Asia, Ebru paintings are produced using dyes, a water-based solution, and a set of unique tools. Like printmaking, Ebru works of art are created by transferring designs, patterns, and motifs onto sheets of paper, fabric, and other canvases.

Due to the streaked and swirled aesthetic of the finished product, the Ebru art form is also known as “paper marbling.



What is the history of the art of marbling?

Its origin is not known exactly, but it is thought to have originated in Iran, India and Turkestan. It meet with the Ottoman state is related to Iran. This art is also given names such as marble paper and Turkish paper. This art movement America, England, France and Italy over the years.

The first known ebru art belongs to the 16th century. It is known that the first known name of the art was called ebri. The oldest Turkish work written on the art of marbling is Tertib-i Risale-i Ebri, written in 1615.

How is the art of ebru made?

The pool is filled with tragacanth water and the appropriate consistency is obtained. The amount of tragacanth and water is the general ratio of 2 liters of water to 2 tablespoons of tragacanth.



The tragacanthous water is poured into the pool, paints are made on the water.



Hit to the your hand with brush . Slowly and gently..

The paper is covered over the pool, drawn in one motion and left to dry.




This is the traditional method. The place where the marbling art will be made should be an environment with suitable temperature and no wind.



EBRU TYPS

BATTAL EBRU It is ebru made by throwing the paints into the pool with a brush and without using materials such as combs and us. It is the oldest known type of ebru.



GELGİT (TIDE) EBRU We are dipped a biz in the discarded battal ebru and the whole basin of water is navigated up and down or left to right with parallel movements.






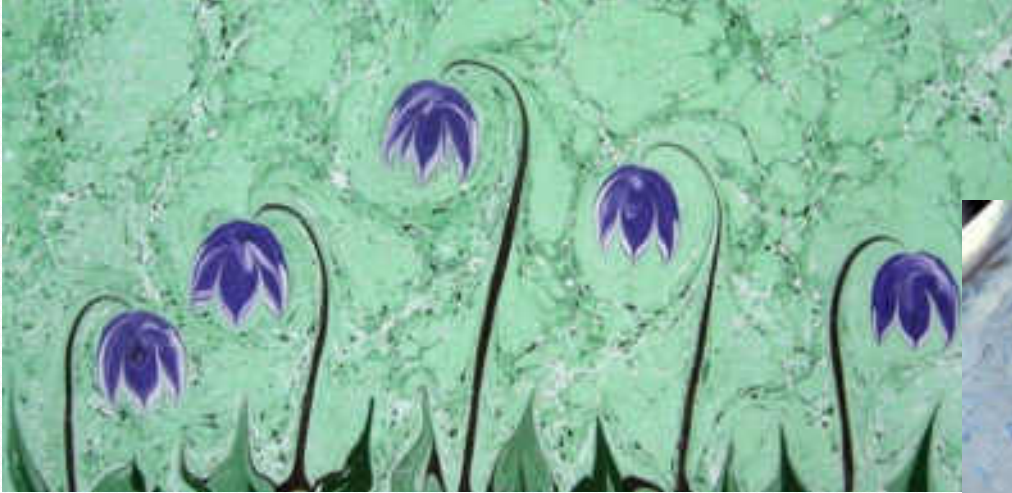
ŞAL (SHAWL) EBRU After tide ebru, we make shawl ebru that resembles paisley pattern by making more irregular and circular movements.

BÜLBÜL YUVASI (NIGHTINGALE'S NEST) It is made on large battal ebru, which is thrown in the form of gradually shrinking drops. Spirals are drawn with biz from the outside to the inside.



ÇİÇEKLİ EBRU (FLORAL)

In flower making, stems and leaves are made from green dyes that are dripped first, and then flowers of other colors are left on the appropriate points of these stems and leaves.



WHAT CAN BE DONE WITH EBUR PAPER

You can write a letter or poem on an Ebru paper, either with your handwriting or via a computer, and send it to your loved ones.



You can make bookmarks or key chains by cutting and laminating a piece of Ebru paper in different ways.



You can laminate a ebru paper and have very stylish placemats and of course frame it and hang it on your wall.



You can also apply it to various fabrics or ceramics.



SPECIAL NEEDS EDUCATION AND EBRU



When Ebru is considered as a special education method, it contains all the therapeutic features of art. Our students experience the stage of producing art in the simplest state, and they are happy because they easily reveal colorful products in a fascinating way. It is always peaceful to shape color drops that fall into water, calmly and slowly.

It is a method we can use when teaching colors to our students or when we want to develop their small muscles. In addition to improving hand-eye coordination, it increases attention and concentration skills.

Thankyou!

